

AMUSEMENT INVESTMENT CORPORATION
DBA

STATE OF KENTUCKY

NEW HAMPTON RIDES

7330 WEBER LAKE ROAD
PORTAGE DES SIOUX, MO 63373
PHONE: (314) 753-2381 • (314) 899-0955
FAX: (314) 753-2004

APRIL 16, 1990

TECHNICAL UPDATE
NO. 101-90
RE: ALL HAMPTON RIDES

TO WHOM IT MAY CONCERN:

ALL HAMPTON RIDES ARE DESIGNED TO ACCOMODATE
PATRONS OF NO MORE THAN 48" IN HEIGHT.

ALL HAMPTON RIDES ARE DESIGNED FOR CHILDREN
ONLY.

HAMPTON RIDES

UMBRELLA RIDES, INC.

7330 Weber Lake Road

Portage Des Sioux, MO 63373

Ph. (314) 899-1729 · 1 (800) 776-1729

Fax (314) 753-2215

JUL 16 10 50 AM '96

EFFECTIVE MARCH 1, 1996

MANDATORY PRODUCT SAFETY UPDATE ~~7/16/96~~

RE: REPLACEMENT VEHICLES AND/OR REPLACEMENT PARTS

UNAUTHORIZED MANUFACTURE OR REMANUFACTURE OF REPLACEMENT VEHICLES AND/OR PARTS FOR ALL HAMPTON RIDES BY ANY INDIVIDUAL, COMPANY, OR MANUFACTURER IS STRICTLY PROHIBITED. WRITTEN PERMISSION MUST BE OBTAINED FROM HAMPTON UMBRELLA RIDES, INC. AT THE ADDRESS SHOWN ABOVE PRIOR TO THE SALE OF ANY SUCH PRODUCTS.


STEVEN S. OHLMS
PRESIDENT

HAMPTON RIDES

UMBRELLA RIDES, INC.
7330 Weber Lake Road
Portage Des Sioux, MO 63373
Ph. (314) 899-1729 · 1 (800) 776-1729
Fax (314) 753-2215

EFFECTIVE MARCH 1, 1996

MANDATORY PRODUCT SAFETY UPDATE #110-96 REVISION

RE: CLARIFICATION

THE PURPOSE OF SAFETY UPDATE #110-96 WAS TO INFORM ALL INDUSTRY PARTICIPANTS THAT WITH ALL THE UNASSOCIATED INDIVIDUALS AND/OR MANUFACTURERS ALTERING OUR PRODUCTS, NO LIABILITY WILL BE ASSUMED FOR ANY ALTERATIONS OR REPLACEMENT OF PARTS AND/OR VEHICLES BY OUR COMPANY.

FURTHERMORE, ONLY UMBRELLA RIDES, INC. DBA HAMPTON RIDES CAN SUPPLY THE ORIGINAL MANUFACTURED PARTS. CUSTOMERS PURCHASING PARTS FROM ANY OTHER SUPPLIER, DEALER, OR REMANUFACTURER MUST ASSUME ALL LIABILITY FOR THESE PARTS.



STEVEN S. OHLMS
PRESIDENT

MFG.: HAMPTON
NAME: UMBRELLA
Type: KIDDIE

SEAT BELT INSTALLATION

PLEASE READ CAREFULLY BEFORE ATTEMPTING TO INSTALL

First of all, examine the materials and familiarize yourself with the principle involved. For all Hampton Vehicles (excepting motorcycles and tubs) the kits consist of eye bolts, a length of rope and a quick active cam lock for each seat. For some of the seats only one eye bolt, with rope attached, installed on left side of seat and one cam lock installed on right side of seat are necessary. Other seats require the installation of an additional eye bolt on the right side of seat for effective use.

To Use; The ride operator inserts the loose end of rope between the cams of the lock and draws rope to suitable snugness around customers waists - making sure the rope is firmly seated between cams. When two eye bolts are use, the operator threads the loose end of rope thru the eye bolt (on right side) and then inserts in cam lock and draws snug to customers waist.

CAUTION

The cams on the cam locks are temporarily held together with screws and a rubber band. The cams are spring activated and must be held against the mounting plate at all times. Since it is necessary to remove the screws and insert the bolts for permanent installation, extreme care must be used when removing screws (Cams must be held against mounting plate during installation, otherwise the cams will fly off the mounting plate and you will find it extremely difficult to replace cams on plate). The current replacement cost of these cam locks are \$3.96 each, so be carefull not to let them fly apart during installation. We will not be responsible for improper handling.

The ropes are made of plastic material - if too long, cut to desired length and seal the ends to prevent unraveling. The ends can be melted together with a match or lighter.

The motorcycle backrests are placed in center of seat and bolted thru padding.

EYE BOLTS require a 1/4" hole.
CAM LOCKS require a 3/16" hole.

MAKE SURE YOU DO NOT DRILL INTO ELECTRIC WIREING.

YOUR NEW HAMPTON UMBRELLA RIDE

As a New Hampton owner we believe you have just purchased the most elite Kiddie Ride on the market today.

WARNING: With this ride are safety and operation instructions. They must be thoroughly read, thoroughly understood and made sure they are followed exactly in the operation of this ride, to insure the utmost in safety.

The maintenance, set-up, teardown and operation instructions have been carefully written to help you and your employees better operate and care for your Hampton Umbrella Ride. We ask that you read all instructions and maintenance manuals carefully to acquaint yourself with all the proper operational procedures of your ride.

In writing these manuals, we have given much thought in order to eliminate the chance of accidents to your employees, your customers and your spectators. Also, new safety features have been added to the new Hampton Ride. All stainless steel materials on each individual vehicle and the two seat belts will help to assure you and your operator that each child is secure for the duration of the ride.

With proper care and maintenance the Hampton Ride will give you many, many years of good service and will enhance the beauty of your midway.

Let us take this opportunity to welcome you into the Hampton family of fine rides. We sincerely hope we can make your midway a fun and safe place to be.

SAFETY AND OPERATION INSTRUCTIONS
FOR HAMPTON UMBRELLA RIDES

WARNING: These instructions are for the safety of your employees, your customers and your spectators and must be carefully followed to insure in the safety of the operation of this ride. Make sure ride is set up properly and in accordance with set up instructions for each particular ride.

WARNING: Run ride for at least five minutes before allowing children to load.

Check all mechanical and electrical parts to see that everything is operating as it should. Check box to insure that all switches and breakers are working. Check relay switch making sure that if power is temporarily shut off, ride will not start until relay is reset. Check by starting ride, then unplug power, then plug power back. Ride should not start again until relay button is pushed.

WARNING: Check all bushings in sweep ends for wear and that cotter collars are locked tight and safety pins are properly installed. Check ball hitches for wear and properly tightened.

Check that all vehicle tires are inflated and wheel bearings are greased and adjusted.

Check that all safety belts are all in lock and all locking clips are in proper order.

Ride is now ready to operate.

WARNING: Make sure main electric switch is off and box cover is closed before allowing children to load. After loading ride, check to make sure children are seated and seat belts are on and properly tightened.

WARNING: Before starting ride, make sure area around ride is clear and there is no one in the path of the vehicles. Turn on switch and set timer for desired time.


WARNING: DO NOT LEAVE MAIN SWITCH BOX UNATTENDED WHILE RIDE IS IN OPERATION.

When ride has stopped turn off main switch and close box cover.

RELEASE SEAT BELTS AND REMOVE CHILDREN.

Repeat safety operations carefully each time to insure against accidents.


WARNING: FOR YOUR SAFETY AND THE SAFETY OF OTHERS HAVE ALL OPERATORS THOROUGHLY READ AND UNDERSTAND ALL INSTRUCTIONS BEFORE OPERATING RIDE.




ANTIQUÉ AUTO WITH ROLL TOP
NEEDS: 4 EYE BOLTS (CIRCLED)
2 CAM LOCKS (ARROWS)




BUS OR FIRE ENGINE NEEDS:
3 EYE BOLTS (CIRCLED)
3 CAM LOCKS (ARROWS)



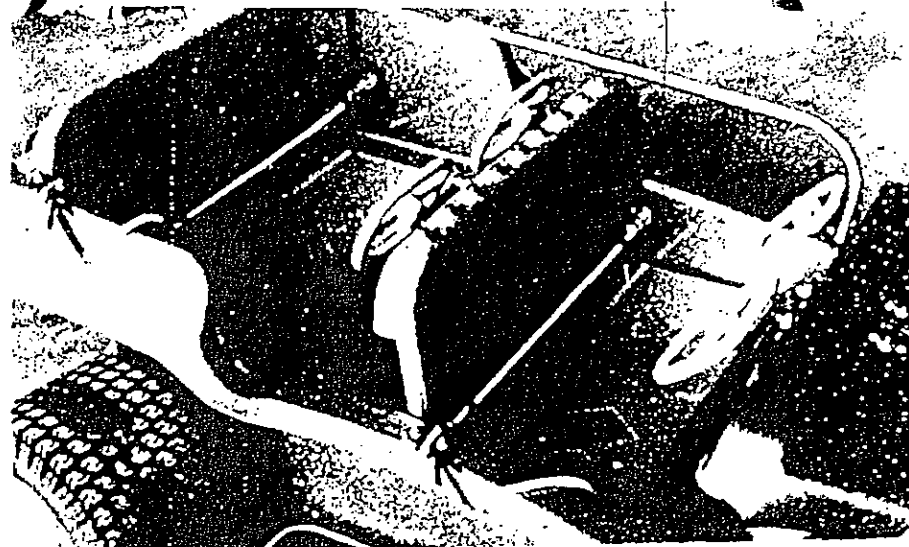
ANTIQUÉ AUTO WITH TOP NEEDS:
4 EYE BOLTS (CIRCLED)
2 CAM LOCKS (ARROWS)




BOAT - NEEDS: 6 EYE BOLTS (CIRCLED)
3 CAM LOCKS (ARROWS)




MUSTANG - NEEDS: 4 EYE BOLTS (CIRCLED)
2 CAM LOCKS (ARROWS)




DUNE BUGGY WITH OR WITHOUT TOP - NEEDS:
4 EYE BOLTS (CIRCLED) 2 CAM LOCKS (ARROWS)




POLICE CAR - NEEDS: 2 EYE BOLTS (CIRCLED)
2 CAM LOCKS (ARROWS)




A. T. V. - NEEDS: 4 EYE BOLTS (CIRCLED)
2 CAM LOCKS (ARROWS)




SPORTS CAR- NEEDS: 4 EYE BOLTS (CIRCLED)
2 CAM LOCKS (ARROWS)



SNOWMOBILE - NEEDS: 6 EYE BOLTS (CIRCLED)
6 CAM LOCKS (ARROWS)



BIG WHEEL - NEEDS: 4 EYE BOLTS (CIRCLED)
4 CAM LOCKS (ARROWS)



MOTORCYCLES - NEEDS: 2 EYE BOLTS (CIRCLED)
2 CAM LOCKS (ARROWS)

New
Hampton

MEMBER OF ZAMPERLA INTERNATIONAL GROUP

NEW HAMPTON RIDES
7330 WEBER LAKE ROAD
PORTAGE DES SIOUX, MO. 63373
Service: 314-753-2381
314-899-0955
Sales: 800-767-0171
Fax: 314-753-2004

PRODUCT MANDATORY SAFETY UPDATE

#10190-2

RE: ALL HAMPTON RIDES

TO WHOM IT MAY CONCERN:

ALL HAMPTON RIDES ARE DESIGNED TO ACCOMODATE PATRONS OF NO MORE THAN 48" IN HEIGHT, UNLESS SPECIFIED BELOW.

4x4 TRUCK	54"
MOTORCYCLES	58"
BUS & FIRE ENGINE	54"
POLICE CAR	54"
BOAT	54"
SNOW MOBILE	54"
HELICOPTER	56"
AIRPLANE (FROM SA)	54"
CAPSULE (FROM SA)	54"
DUNE BUGGY	54"
6 WHEEL ATV	54"
ROADSTER	54"
ROCK SPIN & ROLL	54"
ELEPHANT	54"