



**CHANCE RIDES MANUFACTURING, INC.**  
**4200 Walker**  
**Wichita, KS 67277-2328**  
**U.S.A.**  
Phone: 1-316-942-7411 • FAX: 1-316-942-2012  
**Website: [www.chancerides.com](http://www.chancerides.com)**  
**E-mail: [rides@chancerides.com](mailto:rides@chancerides.com)**

|                  |              |
|------------------|--------------|
| Bulletin No:     | B410CRM126-B |
| Release Date:    | May 11, 2012 |
| Effective Date:  | Immediately  |
| Supersedes:      | B410CRM126-A |
| Completion Date: | N / A        |
| Page:            | 1 of 3       |

# SERVICE BULLETIN

Ride Manufacturer: CHANCE RIDES, INC. Affected Production Dates: January 1, 1999 and on

Ride Name: AVIATOR Affected Serial Nos.: 410-00399 and on

Model No.: 410

Abstract of Issue:  
Vehicle Frame Inspection

Reason For Release:

**Service bulletin B410CRM126-A is superseded by this bulletin and is no longer in effect. This revision is being released to add repair kit information.**

Chance Rides Manufacturing, Inc. has become aware of cracks in the vehicle frames on at least one AVIATOR amusement ride. Failure of a vehicle frame could result in serious injury to passengers and/or bystanders.

Action to be Taken:

Chance Rides Manufacturing, Inc. requires all owner/operators of the above noted AVIATOR rides to inspect the frames on all vehicles as described in this bulletin. If any indications are found, contact the Customer Service Department at Chance Rides Manufacturing, Inc. immediately.

**IMPORTANT:** *A kit (part number K410CRM126-0) has been developed to repair the vehicle frame. The kit includes parts and instructions required to repair the one vehicle frame. Contact Chance Rides Manufacturing, Inc. to help determine if the kit is appropriate to repair the indications found.*

**DO NOT ATTEMPT TO WELD OR OTHERWISE REPAIR THE VEHICLE FRAME EXCEPT AS SPECIFICALLY INSTRUCTED BY CHANCE RIDES MANUFACTURING, INC.**

If no indications are found, perform the same inspection ANNUALLY.

All work must be performed by qualified personnel, capable of understanding the function of the parts and their proper installation. Use only those components authorized, specified or provided by Chance Rides Manufacturing, Inc. All applicable OSHA safety standards and safe industry practices must be observed.

Observe all safety information contained in the manufacturer's manuals. Make available this bulletin and all related technical information to personnel using the equipment.

Chance Rides Manufacturing, Inc. issues notifications for the benefit of owners of amusement rides manufactured by Chance Rides Manufacturing, Inc. As a service to the industry, and in the interest of employee and public safety, Chance Rides Manufacturing, Inc. also issues notifications for the benefit of owners of amusement ride equipment for which the manufacturer no longer exists, such as the Allan Herschell Company, Chance Manufacturing Co., Inc., Chance Rides, Inc. (1985-2002), D.H. Morgan Manufacturing Co., Inc., etc. In doing so, Chance Rides Manufacturing, Inc. does not assume liability for losses associated with amusement ride equipment built by manufacturers other than Chance Rides Manufacturing, Inc.



**CHANCE RIDES MANUFACTURING, INC.**

**4200 Walker  
Wichita, KS 67277-2328  
U.S.A.**

**Phone: 1-316-942-7411 • FAX: 1-316-942-2012**

**Website: [www.chancerides.com](http://www.chancerides.com)**

**E-mail: [rides@chancerides.com](mailto:rides@chancerides.com)**

Bulletin No: B410CRM126-B

Release Date: May 11, 2012

Effective Date: Immediately

Supersedes: B410CRM126-A

Completion Date: N / A

Page: 2 of 3

Ride Manufacturer: CHANCE RIDES, INC.

Affected Production Dates: January 1, 1999 and on

Ride Name: AVIATOR

Affected Serial Nos.: 410-00399 and on

Model No.: 410

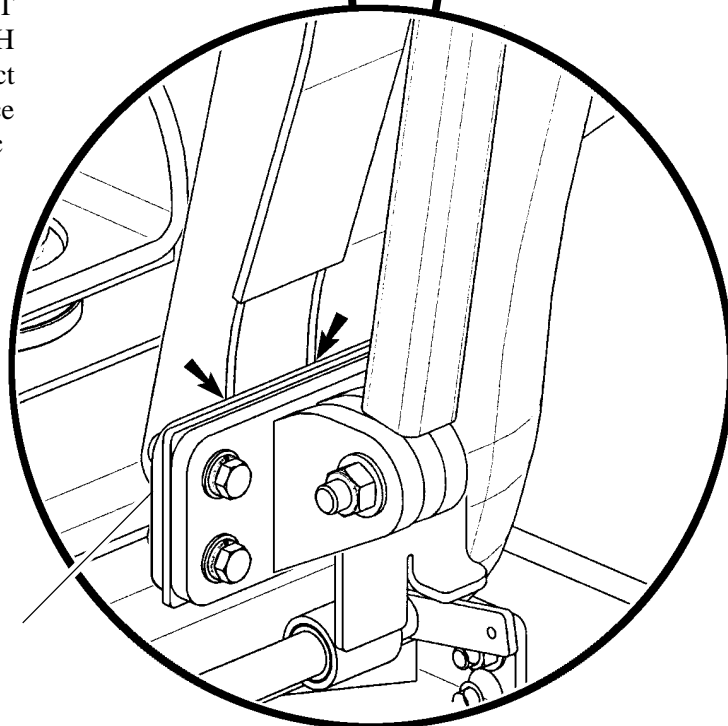
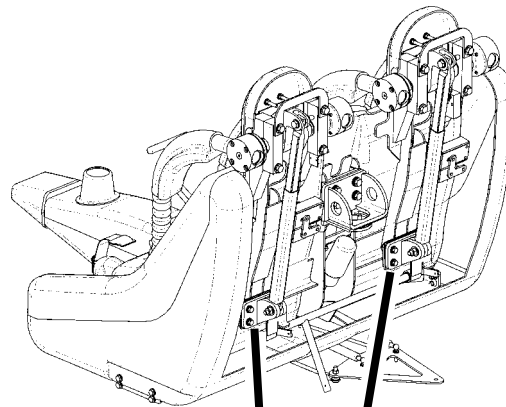
Detail of Issue (continued):

**Vehicle Frame Inspection Procedure**

Remove the back covers from all vehicles to gain access to the mounting plates for the restraint bar primary lock mechanisms as shown. Visually inspect the joint between the frame and mounting plates. Look for indications in the aluminum plates and check the welded joints for indications in the welds and the parent metal. An inspection mirror is necessary to see these areas.

Make sure the mounting plates are not bent or distorted.

If any indication is found, DO NOT OPERATE THE RIDE WITH PASSENGERS IN THAT SEAT. Contact the Customer Service Department at Chance Rides Manufacturing, Inc. for specific instructions on further action to be taken.



*Use an inspection mirror to inspect this area on both sides of each vehicle frame. See DETAIL on next page*

*Mounting plate for restraint bar primary lock mechanism (welded to vehicle frame)*



**CHANCE RIDES MANUFACTURING, INC.**  
4200 Walker  
Wichita, KS 67277-2328  
U.S.A.  
Phone: 1-316-942-7411 • FAX: 1-316-942-2012  
Website: [www.chancerides.com](http://www.chancerides.com)  
E-mail: [rides@chancerides.com](mailto:rides@chancerides.com)

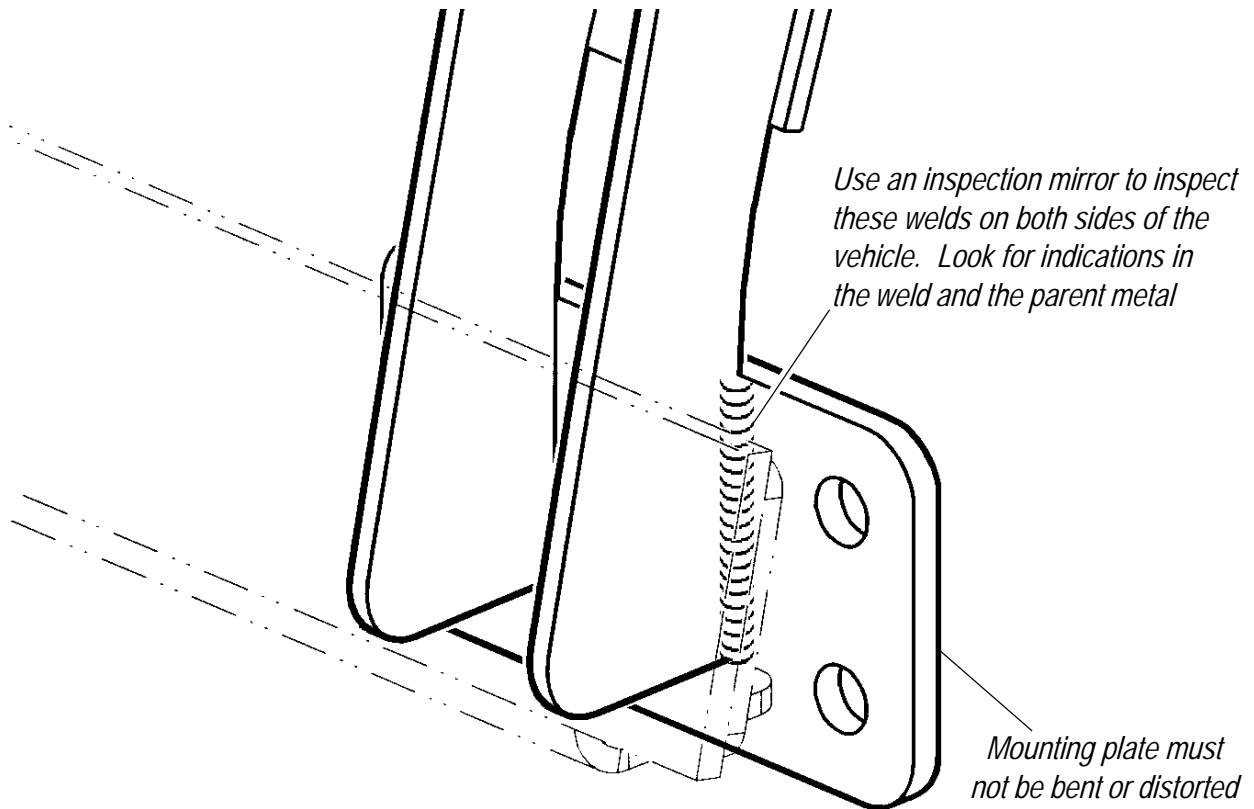
|                  |              |
|------------------|--------------|
| Bulletin No:     | B410CRM126-B |
| Release Date:    | May 11, 2012 |
| Effective Date:  | Immediately  |
| Supersedes:      | B410CRM126-A |
| Completion Date: | N / A        |
| Page:            | 3 of 3       |

Ride Manufacturer: CHANCE RIDES, INC. Affected Production Dates: January 1, 1999 and on

Ride Name: AVIATOR Affected Serial Nos.: 410-00399 and on

Model No.: 410

Detail of Issue (continued):



**DETAIL VIEW FROM BACK OF MOUNTING PLATES**  
*(some parts are deleted in this illustration for clarity)*