

## Customer Support

**Maurer Rides GmbH**  
Frankfurter Ring 193  
80807 München

### Service Bulletin 001/09

März 2009


Ride: Sky Loop  
Component: Seat Locking Device

Due to a new development for our X-Car vehicle we have determined that gear segments of the mechanical locking device on vehicles that have been equipped with the so-called "Big Boy Seat" have to be replaced.

The reason for this procedure is that with the present partitioning, the opening on the security bar is too big for children, should there be a simultaneous breakdown of the hydraulic locking device.

We have made a new construction for this gear segment and have adjusted it respectively. It is absolutely essential that the gear segments with the article No. 85167 are replaced with the new gear segments with the article No. 808827 that we have sent you free of charge.

Munich, 04.03.2009

  
Guido Bäuerle  
Manager Customer Support

**Service Info**  
**Attn: Technical Management**

04. März 2009

Dear Customer,

As manufacturer and supplier of one of the most successful roller coasters of the **X-Car Series**, we are sending you the newest information in reference to security, maintenance and service as part of our customer service.

Recent events have forced us to inform you that the respective gear segments on our Big Boy seats have to be replaced according to the directions in our enclosed Service Bulletin 001/09.


Please take note of the documentation and inform the people concerned promptly to make sure that the replacement is done before the beginning of the new season.

Should you have any questions, please don't hesitate to contact us.

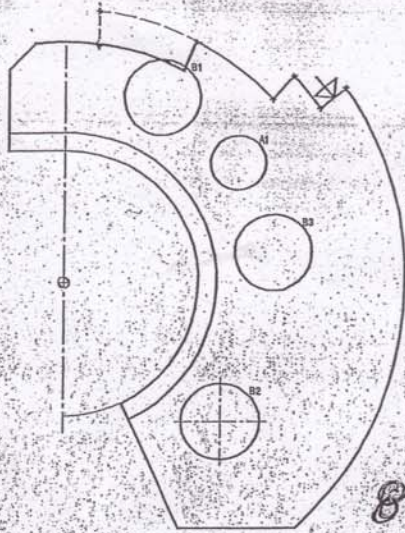
We wish you a very successful season 2009 and thank you for the good teamwork.

Best regards

Maurer Rides GmbH

  
Guido Bäuerle

Manager customer Support



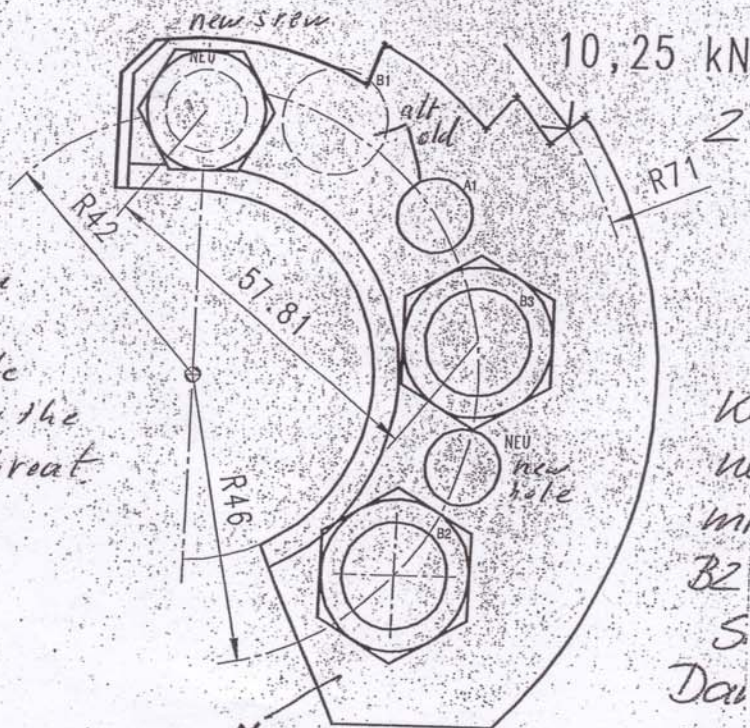
85164 alt  
old



**MAURER SÖHNE**  
forces in motion

Die neue konstruktive Lösung ist in Bild 3 dargestellt.

A. Neue  
Werc  
una  
besi  
lage



Neue Zahnplatte als  
Bohrschablone verwenden

Use ~~the~~ segment as plate  
to drill the new holes for the  
pin and the additional throat.

New  
808827  
new

K  
u  
m  
B2  
S  
Da  
u  
1.8.20