



# WMI INDUSTRIES, LTD

02-15-19

Bulletin number: G0001 Your ride serial number:

Subject: Graviton seat cushion modification.  
Seat truss modification.

Enclosed are drawings showing the modifications that are required on the couches and seat trusses of the GRAVITRON. The modifications will allow the passengers arm, hand, or ankle to be caught between the couches without hurting the passenger. The reason for this modification is that ride operators are moving the couches to different positions in the ride without adjusting them for an even gap between each couch. Some of the couches are ending up with little or no gap between them and a large gap between others. This causes the passengers hand or arm to be pinched between the couches that are close together. The modified couch will end up the same final width as the couch you have now but 1 inch on each side will be padding.

There are three ways that you can do the modification to the couches. The first way, we will provide at no charge the rigid plastic pad that will pad the side of the seat cushion on each seat. You will need to remove the upholstery, trim 1 inch from each side of the wood back board, attach the rigid plastic pad to each side, and staple the original upholstery. You will also have to notch the seat main back board 1 inch on each side and reassemble the couch to the frame.

The second method, we would sell you 45 new assembled seat cushions. All that you will have to do is cut the main back board in the areas indicated on the drawing and reassemble to the couch frame. The cost for 45 assembled seat cushions is \$2,567.00.

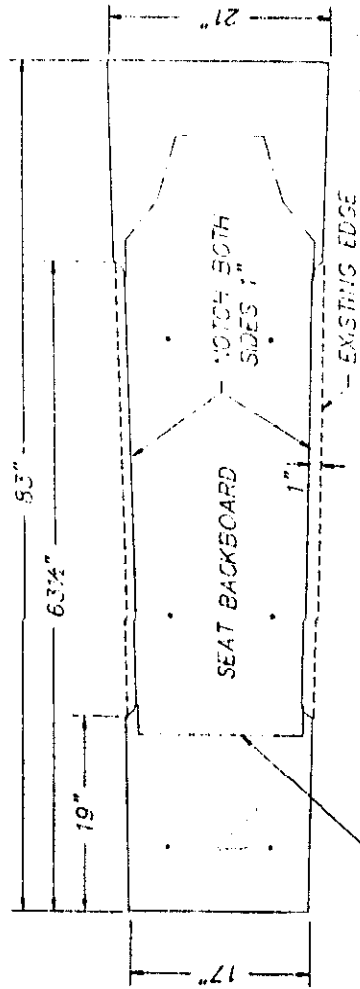
The third method is, that we would sell you 45 seat cushions and 45 back boards, less the top and bottom plastic pieces and the seat roller frame. This would cost \$3,461.00. You would have to remove the plastic pieces from your existing back boards and fasten them to the new back boards. Then fasten the couch to the couch frame. The above prices are our cost so this would be an excellent time to do this if you are going to replace your upholstery this year.

The modification to the seat support trusses requires that the small gussets on the top edge of the seat support trusses must be cut off. This modification must be done immediately.

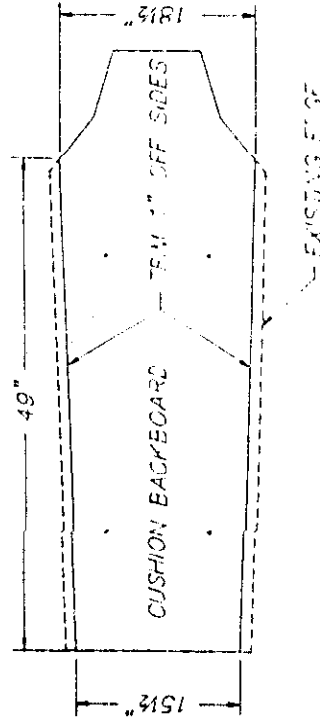
If your ride has had both modifications already done to it or if you no longer own the ride note this on the compliance form enclosed. Return this form within 30 days. If you have any questions please feel free to call me.

Sincerely,

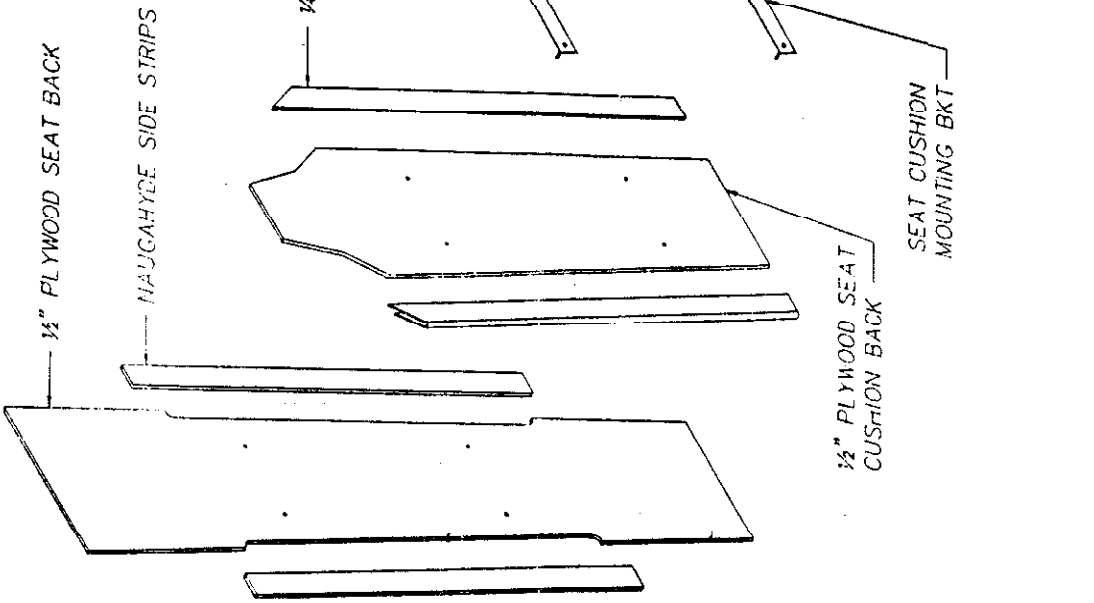
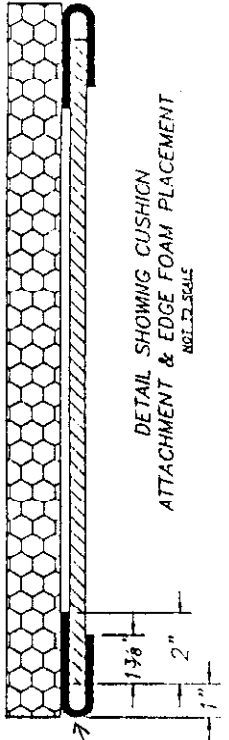
Victor Wisdom  
WMI INDUSTRIES LTD.



OUTLINE SHOWS CUSHION BACKBOARD  
 PLACEMENT IN RELATION TO THE  
 SEAT BACKBOARD.



<b>WMI INDUSTRIES</b> Merino, CO 80741		DRAWN BY: L.M.B. REUSED
SCALE: 1" = 1'-0"	APPROVED BY:	DRAWING NUMBER: WFC1-1
DATE: 4-02-80	DESCRIPTION: SEAT BOARDS (FIELD CHANGE)	EQUIPMENT: GRAVITRON



<b>WMI INDUSTRIES</b> Merino, CO 80741		DRAWN BY: L.M.R. REVISED:
SCALE: NO SCALE DATE: 4-05-90	APPROVED BY:	
DESCRIPTION: SEAT, ASS'Y ISOMETRIC		
EQUIPMENT: GRAMTRON		DRAWING NUMBER: WFC1-2